

*N'hésite
pas !*



N'hésite pas

(Pierre ROCCIA)

N'attend pas le printemps
Pour faire ta déclaration
Il suffit d'un instant,
D'un regard plein de passion

Tu sais, elle aussi, elle t'aime bien
Mais attention, si tu attends demain
Tu risques de perdre son amour
Pour toujours

Tu te confies en secret
A ton meilleur ami
Mais nul autre que toi, sait
Ce que ton cœur envie

Dis-toi qu'il faudra bien, un jour
Que tu lui dises ton amour
Tu sauras quand il faut, si vraiment
Tu l'aimes tant

*Elle danse dans tes rêves
Remplis de joie et d'émoi
Avant que la nuit s'achève
Ose la prendre dans tes bras*

N'hésite pas *(ter)*

N'hésite pas

Basse

Elec. Standard

Paroles & musique :
Pierre ROCCIA

♩ = 120

intro




Couplet A



Couplet B



Couplet A



1- al-
2-suivre

Couplet B



This block contains the bass line musical score for the piece "N'hésite pas". It consists of five staves of music in bass clef. The first staff begins with a treble clef and a key signature of one sharp (F#), indicating a transposition. The second staff is labeled "Couplet C". The third staff continues the melodic line. The fourth staff is labeled "Final" and includes a repeat sign. The fifth staff features two first and second endings, with the second ending marked "ad lib." (ad libitum).

This block contains the chorus musical score for "N'hésite pas". It is titled "Chœurs (3 voix)" and includes a tempo marking of "♩. = 120". The score is written for three voices (Soprano, Alto, and Tenor) in treble clef, with a key signature of one sharp (F#) and a time signature of 12/8. The first system includes a rehearsal mark "67" and a section labeled "(Pont)". The music consists of five measures, each featuring a different vocal part.

N'hésite pas

Chants

2 voix

Paroles & musique :
Pierre ROCCIA

♩ = 120

couplet A

8




N'at--tend pas le prin-temps----- pour faire ta dé---cla---ra---tion---
Il suf--fit d'un ins--tant----- d'un re---gard plein de pas---sion---

couplet B

1. 2.



Tu sais ell' aus-si----



----- ell' t'ai-----me bien----- mais at--ten--tion si tu at--tends---- de---main-----



tu ris---ques de per-----dre son----- a---mou-----r


couplet A

4



pour tou---jours----- Tu te con--fies en se---cret---
mais nu--l'au---tre que toi sait---

1. 2.



----- à ton meil-leur a---mi-----
ce que ton cœur en--vie-----

couplet B



Dis - toi qu'il fau-----dra bien----- un jou-----r tu lui di----




-----ses ton----- a---mou-----r tu sau-ras quand i-----l faut si----- vrai---ment---

1-suivre --- 2-al- ♪ 12



----- tu l'ai-mes tant-----

Couplet C



Elle danse dans tes rê-----v' rem-plis de joie et d'é---moi--

---/---

Vocal score for the song "N'hésite pas". The music is written on three staves in treble clef. The lyrics are in French and are written below the notes. The first staff contains the lyrics "A--vant que la nuit s'a-chè---v' O--se la pren-dre dans tes bras-----". The second staff contains "N'hé--sit' pas----- N'hé---sit'". The third staff contains "pas----- N'hé--sit' pas-----".

Guitare 3
Folk Rythmic

♩. = 120

Guitar score for the song "N'hésite pas". The music is written on six staves in treble clef. The score includes various chords and rhythmic patterns. The first staff has a 12/8 time signature and a 4-measure rest. The second staff has an 8-measure rest. The third staff has a 9-measure rest. The fourth staff has a 9-measure rest. The fifth staff has a 9-measure rest. The sixth staff has a 9-measure rest. The score includes various chords and rhythmic patterns.

N'hésite pas

Paroles & musique :
Pierre ROCCIA

Drums

5 fûts

♩ = 120

intro

intro/couplet A

Couplet A

Couplet B

intro/couplet A

Couplet A

Couplet B

---/---



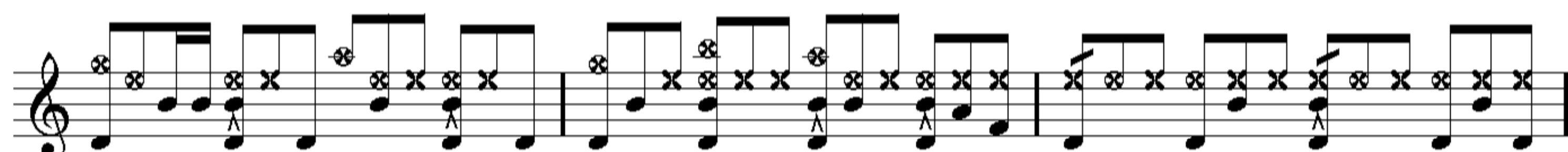
intro/couplet A



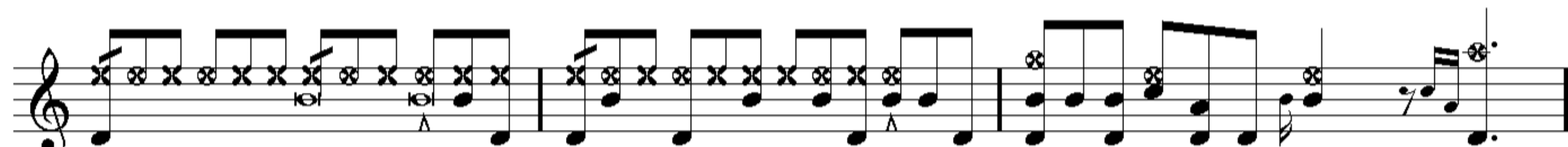

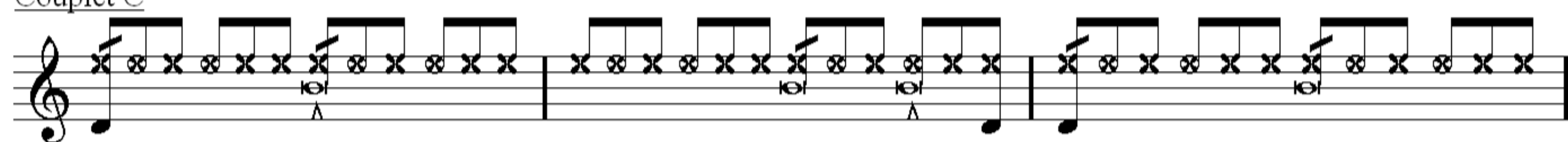
Couplet A-instrum.




Couplet B



Couplet C



Final



repeat & fade

E. Piano

Paroles & musique :
Pierre ROCCIA

Chord progression for the first system:

E D C G Am Dm Am C

Chord progression for the second system:

F E D G D G F B⁷ E E⁷

Chord progression for the third system:

F⁷M E_m⁷ D_m⁷ E F⁷M

Chord progression for the fourth system:

E_m⁷ D_m⁷ E F G

Chord progression for the fifth system:

Am Am⁷ F G

repeat & fade

N'hésite pas

Guitares 1 & 2

Paroles & musique :
Pierre ROCCIA

♩ = 120

Guitare 1 = Folk - Guitare 2 = Elec. clean

Guitare 1

First system of musical notation. Guitare 1 (top staff) is in treble clef, key of D major (one sharp), and 12/8 time. It features a complex melodic line with many beamed eighth and sixteenth notes. Guitare 2 (bottom staff) is also in treble clef, 12/8 time, and provides a rhythmic accompaniment with chords and single notes.

Second system of musical notation, measures 5-8. Guitare 1 continues its melodic line, while Guitare 2 provides a steady accompaniment. A repeat sign is present at the start of measure 6.

Third system of musical notation, measures 9-12. Guitare 1 and Guitare 2 continue their respective parts. Arrows point to the staves with the labels "Guitare 1" and "Guitare 2".

Fourth system of musical notation, measure 13. Guitare 1 has a whole note chord marked with a "1." and a "9" (ninth), indicating a first ending.

Fifth system of musical notation, measure 14. Guitare 1 has a whole note chord marked with a "2.", indicating a second ending.

Sixth system of musical notation, measures 15-18. Guitare 1 continues with a melodic line.

Seventh system of musical notation, measures 19-22. Guitare 1 continues with a melodic line.

Eighth system of musical notation, measures 23-26. Guitare 1 continues with a melodic line.

Ninth system of musical notation, measures 27-30. Guitare 1 continues with a melodic line. A bracket labeled "arpèges" (arpeggios) covers measures 28-29.

Tenth system of musical notation, measures 31-34. Guitare 1 continues with a melodic line.

Musical score for Guitars 1 and 2, measures 1-5. The score is written in treble clef with a key signature of one sharp (F#).
 Measure 1: G4, A4, B4, C5, B4, A4, G4.
 Measure 2: F#4, G4, A4, B4, C5, B4, A4, G4.
 Measure 3: F#4, G4, A4, B4, C5, B4, A4, G4.
 Measure 4: F#4, G4, A4, B4, C5, B4, A4, G4.
 Measure 5: F#4, G4, A4, B4, C5, B4, A4, G4.
 A bracket labeled "4" spans measures 1-4. A bracket labeled "8va" spans measures 2-5.

Musical score for Guitars 1 and 2, measures 6-10. The score is written in treble clef with a key signature of one sharp (F#).
 Measure 6: G4, A4, B4, C5, B4, A4, G4.
 Measure 7: F#4, G4, A4, B4, C5, B4, A4, G4.
 Measure 8: F#4, G4, A4, B4, C5, B4, A4, G4.
 Measure 9: F#4, G4, A4, B4, C5, B4, A4, G4.
 Measure 10: F#4, G4, A4, B4, C5, B4, A4, G4.
 A double bar line with repeat dots is placed after measure 8.

Musical score for Percussions 1 (Bongos & Timbales), measures 11-20. The score is written in treble clef with a key signature of one sharp (F#).
 Measure 11: 12/8 time signature, 7 measures of rest.
 Measure 12: 7 measures of rest.
 Measure 13: 18 measures of rest.
 Measure 14: 18 measures of rest.
 Measure 15: 18 measures of rest.
 Measure 16: 18 measures of rest.
 Measure 17: 18 measures of rest.
 Measure 18: 18 measures of rest.
 Measure 19: 18 measures of rest.
 Measure 20: 18 measures of rest.
 A double bar line with repeat dots is placed after measure 18.

N'hésite pas

Percussions 2

Claves, Congas, Maracas

Paroles & musique :
Pierre ROCCIA

♩. = 120

The musical score is written for three percussion instruments: Maracas, Congas, and Claves. It is in 12/8 time, with a tempo of 120 beats per minute. The score consists of ten staves, each representing a different instrument or a combination of instruments. The first staff is for Maracas, with a 4-measure phrase. The second staff is for Congas, with an 8-measure phrase. The third staff is for Congas, with a 3-measure phrase. The fourth staff is for Congas, with a 3-measure phrase. The fifth staff is for Congas, with a 3-measure phrase. The sixth staff is for Congas, with a 3-measure phrase. The seventh staff is for Claves, with a 9-measure phrase. The eighth staff is for Claves, with a 9-measure phrase. The ninth staff is for Claves, with a 9-measure phrase. The tenth staff is for Claves, with a 9-measure phrase. The score includes various musical notations such as rests, notes, and accidentals, as well as dynamic markings like *hi*, *lo*, and *mut*.

Maracas

Congas

Claves

N'hésite pas

Saxo Alto

(Eb)

Paroles & musique :
Pierre ROCCIA

♩. = 120

intro instrum. couplet A couplet B instrum.

Saxo Alto

(Ut)

♩. = 120

intro instrum. couplet A couplet B instrum.

N'hésite pas

Nappes

Paroles & musique :
Pierre ROCCIA

♩ = 120

Total Recall (Embracer)

intro couplet A couplet B instrum. couplet A

couplet B instrum.

couplet A (instrum.)

couplet B (instrum.)

Couplet C


8va

8va

4

Configuration Orchestrale

p1/2 - Basse : Elec. standard
p3/4 - Chant : 3 voix
p2 - Chœurs : 3 voix
p5/6 - Drums : 5 fûts
p7/8 - E.Piano
p9/10 - Guitare 1 : Folk



p9/10 - Guitare 2 : Elec. Clean
p4 - Guitare 3 : Folk Rythmic
p13 - Nappes : Total Recall
p10 - Percus 1 : Bongos, Timbales
p11 - Percus 2 : Claves, Congas, Maracas
p12 - Saxo Alto (Eb & Ut)

N'hésite pas *(Vers.1)*

(Pierre ROCCIA)

N'attend pas le printemps
Pour faire ta déclaration
Il suffit d'un instant,
D'un regard plein de passion

Tu sais, elle aussi, elle t'aime bien
Mais attention, si tu attends demain
Tu risques de perdre son amour
Pour toujours

Pourquoi trainer dans les bars
A rechercher l'oubli
Ton cœur chante l'espoir
Et ce soir tu te dis

Il faudra pourtant bien qu'un jour
Je lui dises mon amour
Je ne sais ni où, ni comment
Je l'aime tant

Elle danse dans tes rêves
Remplis de joie et d'émoi
Et quand la nuit s'achève
Tu t'endors dans ses bras

N'hésite pas *(ter)*